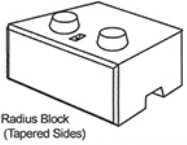
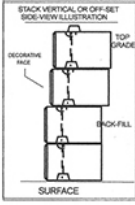


WALL & LANDSCAPE CONE-LOCK BLOCKS

- VERSATILE
INTER-LOCKING BLOCK MOLDS
- *STACK VERTICAL OR OFF-SET
 - *STRAIGHT BLOCKS
 - *RADIUS BLOCKS
 - *CORNERS
 - *CAPS
 - *DECORATIVE LINERS (Optional)



Radius Block
(Tapered Sides)



Straight Block

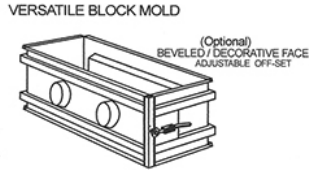
*DECORATIVE LINERS (Optional)

STRAIGHT OR RADIUS BLOCKS

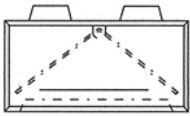


BEVELED / DECORATIVE FACE (Optional)
TOP-VIEW

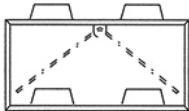
STANDARD - CONE
STACK BLOCK VERTICAL OR OFF-SET



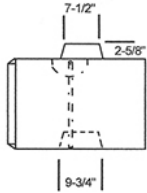
(Optional)
BEVELED / DECORATIVE FACE
ADJUSTABLE OFF-SET



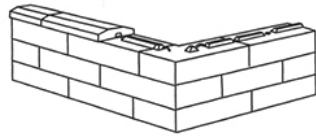
A-STYLE
STANDARD KEYWAY



B-STYLE
MATCHING TOP/BOTTOM
CONES



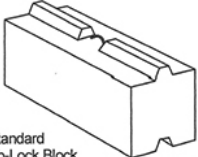
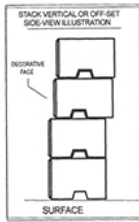
9-3/4"



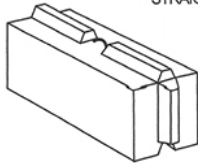
SECURITY-LOCK BLOCK

LARGER KEY-WAYS FOR BETTER INTER-LOCK

- *SECURITY WALLS
*RETAINING
- INTER-LOCKING BLOCK MOLDS
- *STRAIGHT BLOCKS
- *CORNERS
- *CAPS
- (Optional)
INTER-LOCKING ENDS
ADJUSTABLE OFF-SET



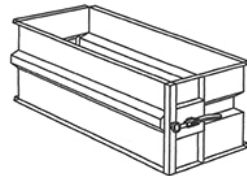
Standard
Pb-Lock Block



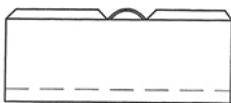
*DECORATIVE LINERS (Optional)



TOP-VIEW



STACK VERTICAL OR OFF-SET



FRONT-VIEW

CORNER MOLDS

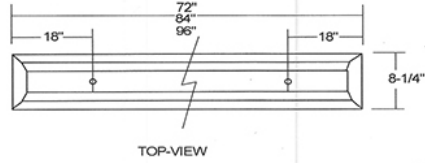


(A)-BLOCK (B)-BLOCK
SIDE-VIEW

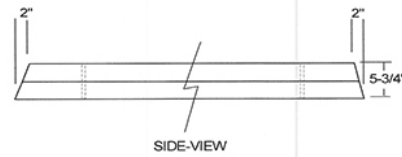
CAP MOLDS

PARKING BARRIER MOLDS

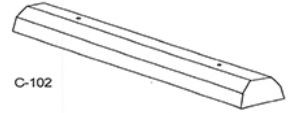
STANDARD UNITS
SINGLES OR GANG MOLDS



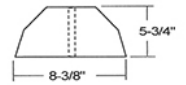
TOP-VIEW



SIDE-VIEW



C-102



END-VIEW

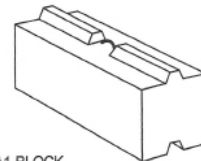
DWG-C-102SPEC

LMI

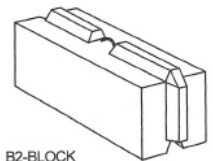
LEONARD MARR, INC.
877-511-1234
FAX-877-200-4288

PB-LOCK BLOCK

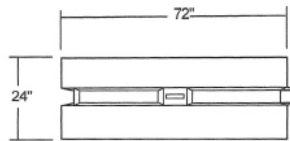
STANDARD 2X2X6



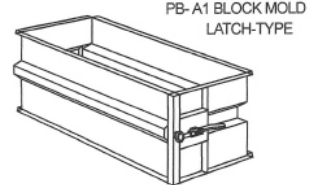
A1-BLOCK
PLAIN ENDS



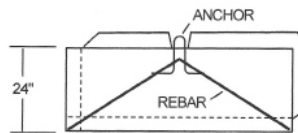
B2-BLOCK
INTER-LOCK ENDS



TOP-VIEW



PB-A1 BLOCK MOLD
LATCH-TYPE



SIDE-VIEW



END-VIEW